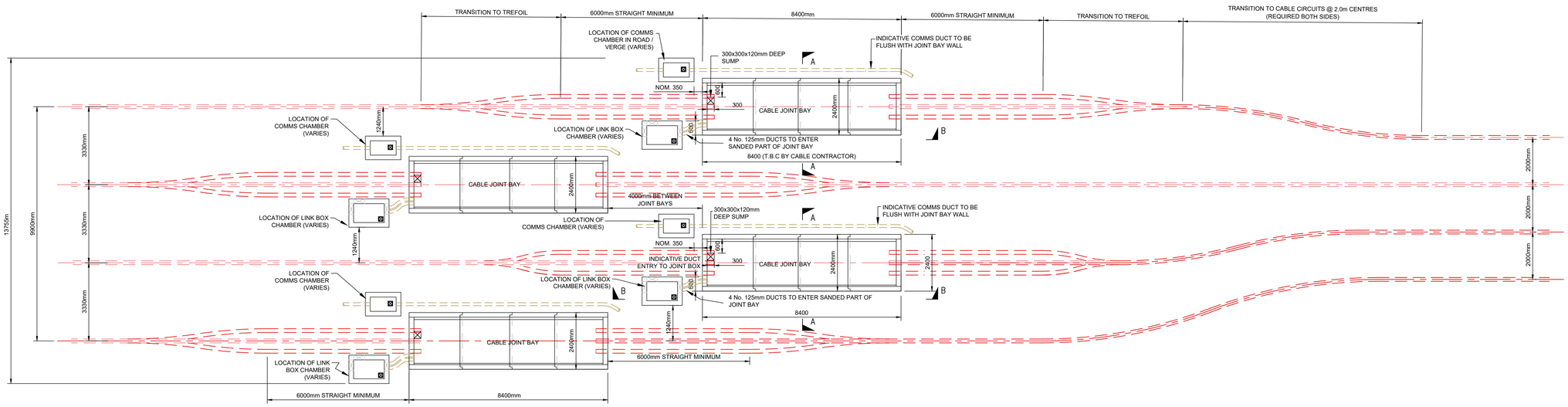

INDICATIVE JOINT BAY ARRANGEMENTS

SCALE 1:100

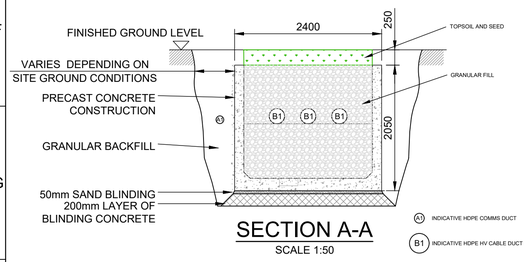

SECTION A-A

SCALE 1:50

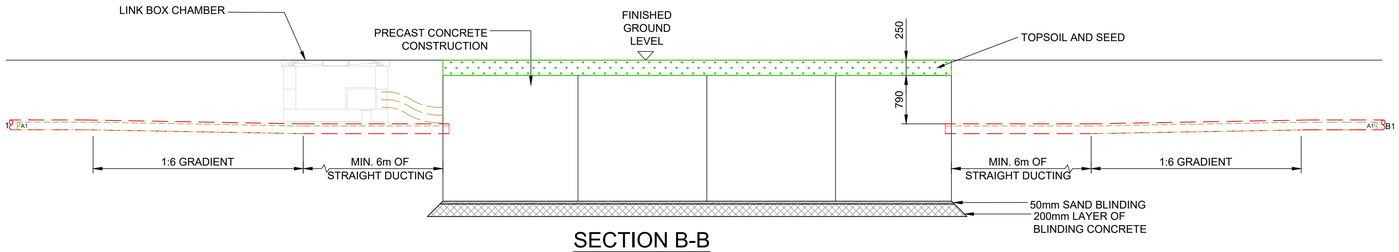

SECTION B-B

SCALE 1:50

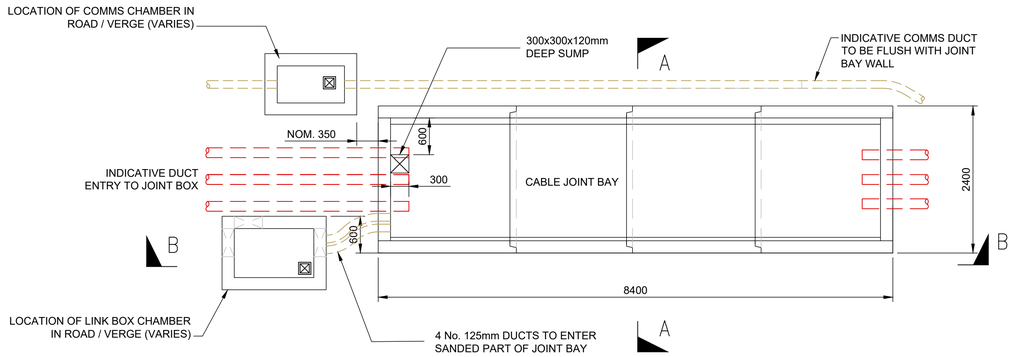

PLAN VIEW (SINGLE CIRCUIT)

SCALE 1:50

NOTES

1. JOINT BAY INDICATIVE ONLY. FINAL JOINT BAY TO BE DESIGNED IN ACCORDANCE WITH CHOSEN CABLE MANUFACTURERS REQUIREMENTS.
2. ALL DIMENSIONS IN MILLIMETRES UNLESS OTHERWISE NOTED.
3. ALL DIMENSIONS ARE INDICATIVE.
4. 4no. JOINT BAYS SHOWN FOR CLARITY. THESE REPRESENT 4 CIRCUITS OF THE PROPOSED DEVELOPMENT ALONG THIS SECTION OF THE CABLE ROUTE. UP TO 8no. JOINT BAYS ARE EXPECTED AT EACH CABLE JOINTING LOCATION.

PLANNING DRAWING

0 1 2 3 4 5 6 7 8 9 10m
Scale 1:100

0 1 2 3 4 5m
Scale 1:50

Rev	Date	Status	Drwn	Chkd	Appd
02	08/03/23	ISSUED FOR PLANNING.	DL	BG/JD	CM
01	22/02/23	ISSUED FOR PLANNING.	DL	BG/JD	CM

Berwick Bank Wind Farm

sse Renewables

Project
BERWICK BANK WIND FARM

Title
INDICATIVE 220KV CABLE JOINT BAY ARRANGEMENT

Status: ISSUED FOR PLANNING
Scale: AS SHOWN

SSE Drawing number: **LF000010_DEV-PLN-167**
Sheet No.: **001 OF 001**
Revision: **02**